

SAI PARENTERAL'S LIMITED

STATUTORY AUDIT REPORT

FOR CONSOLIDATED

FINANCIAL STATEMENT

FOR THE YEAR ENDED

31ST March 2024

904, Sarap Complex, Opp Navjnan Road,
C.U Shah College Road, Ashram Road,
Ahmedabad: - 380 009

R Kabra & Co LLP
CHARTERED ACCOUNTANTS

INDEPENDENT AUDITOR'S REPORT

To The Members of **Sai Parenteral's Limited**

Report on the Audit of the Consolidated Financial Statements

Qualified Opinion

We have audited the accompanying consolidated financial statements of Sai Parenteral's Limited (the Holding Company, "Parent"), which comprises the Consolidate Balance Sheet as at 31st March, 2024, the Consolidate Statement of Profit and Loss, and the Consolidate Statement of Cash Flows for the year then ended, and notes to the consolidated financial statements, including a summary of the significant accounting policies and other explanatory information (hereinafter referred to as "financial statements.")

In our opinion and to the best of our information and according to the explanations given to us, except for the possible effects of the matter described in the "Basis for Qualified Opinion" section of our report, the aforesaid consolidated financial statements give the information required by the Companies Act, 2013 ("the Act") in the manner so required and give a true and fair view in conformity with the accounting principles generally accepted in India, of the state of affairs of the Company as at 31st March, 2024, its Consolidated Profit and its consolidated cash flows for the year ended on that date.

Basis for Qualified opinion

- (i) There is a difference in quarterly returns / statements filed with the banks for the borrowings taken on the basis of security of current assets. As per the explanation provided by the company, these differences mainly arise due to the timing difference like stock in transit and delay in recording transactions in the books etc. (Refer Note no. 7.5)
- (ii) The holding company is required to maintain cost records as per the provisions of Section 148(1) of the Act for the year ended 31st March 2024. The cost accountant has been appointed by the company, however, the cost audit report has not been filed as on the date of signing of this report.



Head Office: 515, Tulsiani Chambers, Nariman Point, Mumbai 400 021.INDIA

91-99301 11344 | For queries, log on to www.rkabra.net

MUMBAI | VASHI | PUNE | AHMEDABAD | NAGPUR | CHENNAI | HYDERABAD | INDORE | BENGALURU | KOLKATA

- (iii) In case of Revat Laboratories Private Limited a subsidiary, we are unable to verify the correctness of inventories in respect of inventories classified as B and C categories as per the ABC analysis, which are arrived at on the basis of derived value with regard to correctness of nature, rate and quality of the stocks, in absence of appropriate audit evidence.

The financial impact of all the above if any, on the consolidated financial statements is not ascertainable.

We conducted our audit in accordance with the standards on auditing (SAs) specified under section 143(10) of the Act. Our responsibilities under those Standards are further described in the Auditor's Responsibilities for the Audit of the consolidated financial statements section of our report. We are independent of the Company in accordance with the code of ethics issued by the Institute of Chartered Accountants of India together with the ethical requirements that are relevant to our audit of the consolidated financial statements under the provisions of the Act, and the rules thereunder, and we have fulfilled our other ethical responsibilities in accordance with these requirements and the code of ethics. We believe that the audit evidence we have obtained is sufficient and appropriate to provide a basis for our opinion.

Key Audit Matters

Key audit matters are those matters that, in our professional judgment, were of most significance in our audit of the consolidated financial statements of the current period. These matters were addressed in the context of our audit of the consolidated financial statements as a whole, and in forming our opinion thereon, and we do not provide a separate opinion on these matters. We have determined there are no such key audit matters to be communicated in our report.

Other Matters

The Consolidated Financial Statements includes financial statements of other subsidiary Company (Rohini Solares Private Limited and SP Analytics Private Limited) which reflects total assets of Rs. 2380.26 Lakhs as at 31st March, 2024 and total revenues of Rs. 392 Lakhs, for year then ended, which have been audited by other auditors. Our opinion on the Consolidated Financial Statements, and our report on Other Legal and Regulatory Requirements below, is not modified in respect of the above matters with respect to our reliance on the work done and the reports of the other auditors.

Information Other than the consolidated financial statements and Auditor's Report Thereon

The Company's Board of Directors of the company and its subsidiaries is responsible for the other information. The other information comprises the information included in the Company's Annual Report, but does not include the consolidated financial statements and our auditor's report thereon. Our opinion on the financial statement does not cover the other information and we do not express any form of assurance conclusion thereon.



In connection with our audit of the consolidated financial statements, our responsibility is to read the other information and, compare with the financial statements of the subsidiary audited by other auditors, to the extent it relates to these entities and in doing so, consider whether the other information is materially inconsistent with the consolidated financial statements or our knowledge or other auditors knowledge obtained during the course of our audit or otherwise appears to be materially misstated. If, based on the work we have performed, we conclude that there is a material misstatement of this other information; we are required to report that fact. We have nothing to report in this regard as none of such reports have been provided to us.

Management's responsibility for the consolidated financial statements

The Company's Management and Board of Directors are responsible for the matters stated in section 134 (5) of the Act, with respect to the preparation of these consolidated financial statements that give a true and fair view of the financial position of the Company in accordance with the accounting principles generally accepted in India, including the accounting standards specified under section 133 of the Act. This responsibility also includes maintenance of adequate accounting records in accordance with the provisions of the Act for safeguarding of the assets of the Company and for preventing and detecting frauds and other irregularities; selection and application of appropriate accounting policies; making judgments and estimates that are reasonable and prudent; and design, implementation and maintenance of adequate internal financial controls, that were operating effectively for ensuring the accuracy and completeness of the accounting records, relevant to the preparation and presentation of the financial statement that give a true and fair view and are free from material misstatement, whether due to fraud or error.

In preparing the consolidated financial statements, the Board of Directors is responsible for assessing the Company's ability to continue as a going concern, disclosing, as applicable, matters related to going concern and using the going concern basis of accounting unless Board of Directors either intends to liquidate the Company or to cease operations, or has no realistic alternative but to do so.

The Board of Directors of the respective companies are also responsible for overseeing the Company's financial reporting process.

Auditor's Responsibilities for the Audit of the consolidated financial statements

Our objectives are to obtain reasonable assurance about whether the consolidated financial statements as a whole are free from material misstatement, whether due to fraud or error, and to issue an auditors' report that includes our opinion. Reasonable assurance is a high level of assurance but is not a guarantee that an audit conducted in accordance with SAs will always detect a material misstatement when it exists. Misstatements can arise from fraud or error and are considered material if, individually or in the aggregate, they could reasonably be expected to influence the economic decisions of users taken on the basis of these consolidated financial statements.



As part of an audit in accordance with SAs, we exercise professional judgment and maintain professional skepticism throughout the audit. We also:

- Identify and assess the risks of material misstatement of the consolidated financial statements, whether due to fraud or error, design and perform audit procedures responsive to those risks, and obtain audit evidence that is sufficient and appropriate to provide a basis for our opinion. The risk of not detecting a material misstatement resulting from fraud is higher than for one resulting from error, as fraud may involve collusion, forgery, intentional omissions, misrepresentations, or the override of internal control.
- Obtain an understanding of internal control relevant to the audit in order to design audit procedures that are appropriate in the circumstances. Under Section 143(3)(i) of the Act, we are also responsible for expressing our opinion on whether the company has adequate internal financial controls system in place and the operating effectiveness of such controls.
- Evaluate the appropriateness of accounting policies used and the reasonableness of accounting estimates and related disclosures made by management.
- Conclude on the appropriateness of management's use of the going concern basis of accounting and, based on the audit evidence obtained, whether a material uncertainty exists related to events or conditions that may cast significant doubt on the Company's ability to continue as a going concern. If we conclude that a material uncertainty exists, we are required to draw attention in our auditor's report to the related disclosures in the consolidated financial statements or, if such disclosures are inadequate, to modify our opinion. Our conclusions are based on the audit evidence obtained up to the date of our Auditor's Report. However, future events or conditions may cause the Company to cease to continue as a going concern.
- Evaluate the overall presentation, structure and content of the consolidated financial statements, including the disclosures, and whether the consolidated financial statements represent the underlying transactions and events in a manner that achieves fair presentation.
- Obtain sufficient appropriate audit evidence regarding the financial information of the entity business activities within the Group of which we are the independent auditors, to express an opinion on the Consolidated Financial Statements. We are responsible for the direction, supervision and performance of the audit of the financial statements of such entities included in the Consolidated Financial Statements of which we are the independent auditors. For the other entities included in the Consolidated Financial Statements, which have been audited by joint auditor, such other auditors remain responsible for the direction, supervision and performance of the audits carried out by them. We remain solely responsible for our audit opinion



We communicate with those charged with governance regarding, among other matters, the planned scope and timing of the audit and significant audit findings, including any significant deficiencies in internal control that we identify during our audit.

We also provide those charged with governance with a statement that we have complied with relevant ethical requirements regarding independence, and to communicate with them all relationships and other matters that may reasonably be thought to bear on our independence, and where applicable, related safeguards.

Report on Other Legal and Regulatory Requirements

1. As required by Section 143(3) of the Act, we report that:
 - a) We have sought and obtained all the information and explanations (except those stated in Section “Basis for Qualified opinion” to this report) and para (j) below which to the best of our knowledge and belief were necessary for the purposes of our audit;
 - b) In our opinion, proper books of account (except the cost records as stated in in Section “Basis for Qualified opinion” to this report) as required by law have been kept by the Company so far as it appears from our examination of those books;
 - c) The Balance Sheet, the Statement of Profit and Loss and the Cash Flow Statement dealt with by this Report are in agreement with the books of accounts;
 - d) In our opinion, the aforesaid consolidated financial statements comply with the Accounting standards specified under Section 133 of the Act, as applicable;
 - e) On the basis of the written representations received from the directors as on 31 March 2024 taken on record by the Board of Directors, none of the directors is disqualified as on 31 March, 2024 from being appointed as a director in terms of Section 164(2) of the Act.
 - f) With respect to the adequacy of the **internal financial controls** with reference to consolidated financial statements of the Company and the operating effectiveness of such controls, refer to our separate report in “**Annexure A**”.
 - g) The remuneration paid by the Company to its directors during the year is in accordance with the provisions of section 197 of the Act, as required to be reported in accordance with the requirements of section 197(16) of the Act, as amended.



h) With respect to the matters to be included in the Auditors' Report in accordance with Rule 11 of the Companies (Audit and Auditors) Rules, 2014, in our opinion and to the best of our information and accordingly to the explanations given to us:

- i. The Company has does not have any litigations as at 31st March 2024
- ii. The Company did not have any long-term contracts including derivative contracts for which there were any material foreseeable losses.
- iii. There were no amounts, required to be transferred to the Investor Education and Protection Fund by the Company.

i) As per the information and explanations given to us:

- (a) The management has represented that, to the best of its knowledge and belief, no funds have been advanced or loaned or invested (either from borrowed funds or share premium or any other sources or kind of funds) by the company to or in any other person or entity, including foreign entities ("Intermediaries"), with the understanding, whether recorded in writing or otherwise, that the Intermediary shall, whether, directly or indirectly lend or invest in other persons or entities identified in any manner whatsoever by or on behalf of the company ("Ultimate Beneficiaries") or provide any guarantee, security or the like on behalf of the Ultimate Beneficiaries;
- (b) The management has represented that, to the best of its knowledge and belief, no funds have been received by the company from any person or entity, including foreign entities ("Funding Parties"), with the understanding, whether recorded in writing or otherwise, that the company shall, whether, directly or indirectly, lend or invest in other persons or entities identified in any manner whatsoever by or on behalf of the Funding Party ("Ultimate Beneficiaries") or provide any guarantee, security or the like on behalf of the Ultimate Beneficiaries; and
- (c) Based on the audit procedures that have been considered reasonable and appropriate in the circumstances, nothing has come to our notice that has caused us to believe that the representations under sub-clause (i) and (ii) of Rule 11(e), as provided under (a) and (b) above, contain any material misstatement.
- (d) The Company has not declared or paid any dividend during the year under audit.



- j) As per Ministry of Corporate Affairs (MCA) notification, proviso to Rule 3(1) of the Companies (Accounts) Rules 2014, for the financial year commencing April 01,2023, every company which uses accounting software for maintaining its books of account, shall use only such accounting software which has a feature of recording audit trail of each and every transaction , creating an edit log of each change made in the books of account along with the date when such changes were made and ensuring that the audit trail cannot be disabled.

Based on our examination which included test checks, performed by us on the company, have used accounting software for maintaining their respective books of account for the financial year ended March 31,2024 which has a feature of recording audit trail (edit log) facility and same has operated throughout the year for all relevant transactions recorded in the software except following:

(i)The feature of recording audit trail was not enabled at the database layer to log any direct data changes for the accounting software used for maintain the books of account relating to general ledger and consolidation process.

(ii) The audit trail was not enabled for certain changes which were performed by users having privilege access right, for the accounting software used for maintaining the books of account relating general ledger.

Further for the period except the above audit trail (edit log) facility was enabled and operated for the respective accounting software, we did not come across any instances of the audit trail feature being tampered with.

As per Proviso to Rule 3(1) of Companies (Accounts) Rules 2014 is applicable from April 01,2023 reporting under Rule 11(g) of Companies (Audit and auditors) Rules 2014 on preservation of audit trail as per statutory requirement for records retention is not applicable for financial year ended March 31,2024.

2. With respect to the matters specified in paragraphs 3(xxi) of the Companies (Auditor's Report) Order, 2020 (the "Order"/ "CARO") issued by the Central Government in terms of Section 143(11) of the Act, to be included in the Auditor's report and according to the information and explanations given to us, and based on the CARO report issued by the auditor of the Subsidiary Company, included in the Consolidated Financial Statements to which reporting under CARO is applicable, we report the adverse remarks in CARO report as under:



Sr. No	Name of the company	CIN	Relationship with holding company	Date of the respective auditor's report	Paragraph number and comment in the respective CARO report reproduced below
1.	Revat Laboratories Private Limited	U24230TG1988PTC008741	Subsidiary	March 31, 2024	<p>(ii) (a) The company's inventory consists of raw materials, packing material, semi-finished goods and finished goods. However, the classification of ABC categories made in terms of value and volume, with B and C category items are recognized and valued based on the derived systems. Hence the correctness of nature, rates and quantity of stock items is limited in absence of month on month item wise stock data of B&C category, in evidence of appropriate audit evidence.</p> <p>(b) As per the information and explanations given to us, the company has been sanctioned working capital limits in excess of five crore rupees, in aggregate, from banks on the basis of security of current assets during the year. The quarterly returns or statements filed by the company with such banks are not in agreement with the books of account. The details are as per the Annexure 1</p> <p>(vi) The company is required to maintain cost records as per the provisions of Section 148(1) of the Act for the year ended 31st March 2024. The cost accountant has been appointed by the company, however, the cost audit report has not been filed as on the date of signing of this report.</p>



2.	Rohini Solares Private Limited	U40104TG2015PTC097624	Subsidiary	March 31, 2024	(ii) (b) During the year, the company has been sanctioned working capital limits in excess of five crore rupees, in aggregate from banks or financial institutions on the basis of security of current assets. The quarterly returns or statements filed by the company with such banks or financial institutions are in agreement with the books of accounts of the company, except that in the said statements the company has not included the value of work in-progress /reusable scrap as stocks and in other cases the differences, if any either not material or minor in nature.



Annexure 1:

Quarter	Name of Bank	Particulars	Amount as per books of account	Amount as reported in the quarterly return/statement	Amount of Difference
Q1 June 2023	City Union Bank	Stocks	211.65	211.65	-
		Receivables	385.84	376.92	8.92
Q2 September 2023	City Union Bank	Stocks	205.15	205.15	-
		Receivables	387.77	381.23	6.54
Q3 December 2023	City Union Bank	Stocks	252.64	252.64	-
		Receivables	475.11	470.77	4.34
Q4 March 2024	City Union Bank & HSBC Bank	Stocks	182.89	182.89	-
		Receivables	388.90	380.80	8.10

For R Kabra & Co LLP
Chartered Accountant
FRN – 104502W/W100721



Prakash Tekwani
Partner
M No. 108681
UDIN : 24108681BKGWIE6219
Date: 18/09/2024
Place: Mumbai



904, Sarap Complex, Opp Navjinan Road,
C.U Shah College Road, Ashram Road,
Ahmedabad: - 380 009

R Kabra & Co LLP
CHARTERED ACCOUNTANTS

ANNEXURE "A"

TO THE INDEPENDENT AUDITOR'S REPORT ON THE CONSOLIDATED FINANCIAL STATEMENTS

(Referred to in paragraph 2 (f) under 'Report on Other Legal and Regulatory Requirements' of our report of even date)

Report on the Internal Financial Controls Over Financial Reporting under Para (i) of Sub-section 3 of Section 143 of the Companies Act, 2013 ("the Act").

We have audited the internal financial controls over financial reporting of SAI PARENTERAL'S LIMITED ("the Company") as of 31st March, 2024 in conjunction with our audit of the consolidated financial statements of the Company for the year ended on that date.

Management's Responsibility for Internal Financial Controls

The Company's management is responsible for establishing and maintaining internal financial controls based on the internal control over financial reporting criteria established by the Company considering the essential components of internal control stated in the Guidance Note on Audit of Internal Financial Controls Over Financial Reporting (the "Guidance Note") issued by the Institute of Chartered Accountants of India ("ICAI"). These responsibilities include the design, implementation and maintenance of adequate internal financial controls that were operating effectively for ensuring the orderly and efficient conduct of its business, including adherence to Company's policies, the safeguarding of its assets, the Prevention and detection of frauds and errors, the accuracy and completeness of the accounting records, and the timely preparation of reliable financial information, as required under the Act.

Auditor's Responsibility

Our responsibility is to express an opinion on the Company's internal financial controls over financial reporting with reference to these consolidated financial statements based on our audit. We conducted our audit in accordance with the Guidance Note and the Standards on Auditing prescribed under Section 143(10) of the Act, to the extent applicable to an audit of internal financial controls. Those Standards and the Guidance Note require that we comply with ethical requirements and plan and perform the audit to obtain reasonable assurance about whether adequate internal financial controls over financial reporting with reference to these consolidated financial statements was established and maintained and if such controls operated effectively in all material respects.



Head Office: 515, Tulsiani Chambers, Nariman Point, Mumbai 400 021, INDIA
91-99301 11344 | For queries, log on to www.rkabra.net

MUMBAI | VASHI | PUNE | AHMEDABAD | NAGPUR | CHENNAI | HYDERABAD | INDORE | BENGALURU | KOLKATA

Our audit involves performing procedures to obtain audit evidence about the adequacy of the internal financial controls system over financial reporting with reference to these consolidated financial statements and their operating effectiveness. Our audit of internal financial controls over financial reporting included obtaining an understanding of internal financial controls over financial reporting with reference to these consolidated financial statements, assessing the risk that a material weakness exists, and testing and evaluating the design and operating effectiveness of internal control based on the assessed risk. The procedures selected depend on the auditor's judgment, including the assessment of the risks of material misstatement of the consolidated financial statements, whether due to fraud or error.

We believe that the audit evidence we have obtained is sufficient and appropriate to provide a basis for our audit opinion on the Company's internal financial controls system over financial reporting with reference to these consolidated financial statements.

Meaning of Internal Financial Controls over Financial Reporting

A Company's internal financial control over financial reporting with reference to these consolidated financial statements is a process designed to provide reasonable assurance regarding the reliability of financial reporting and the preparation of consolidated financial statements for external purposes in accordance with generally accepted accounting principles. A Company's internal financial control over financial reporting with reference to these consolidated financial statements includes those policies and procedures that (1) pertain to the maintenance of records that, in reasonable detail , accurately and fairly reflect the transactions and dispositions of the assets of the Company; (2) provide reasonable assurance that transactions are recorded as necessary to permit preparation of consolidated financial statements in accordance with generally accepted accounting principles, and that receipts and expenditures of the Company are being made only in accordance with authorizations of management and directors of the company and (3) provide reasonable assurance regarding prevention or timely details of unauthorized acquisitions, use or disposition of the company's assets that would have material effect on the consolidated financial statements.

Inherent Limitations of Internal Financial Controls over Financial Reporting with reference to these consolidated financial statements

Because of the inherent limitations of internal financial controls over financial reporting with reference to these consolidated financial statements, including the possibility of collusion or improper management override of controls, material misstatements due to error or fraud may occur and not be detected. Also, projections of any evaluation of the internal financial controls over financial reporting with reference to these consolidated financial statements to future periods are subject to the risk that the internal financial control over financial reporting with reference to these consolidated financial statements may become inadequate because of changes in conditions, or that the degree of compliance with the policies or procedures may deteriorate.



Qualified Opinion

In our opinion, given the information, and explanation given to us, the company is in the process of establishing an open ERP along with integrated internal financial control systems, still given the current controls company have limited internal financial control systems over financial reporting and were operating inadequately over financial reporting on 31st March 2024, based on internal control operating reporting over financial reporting criteria established by the company considering the essential components of internal control, stated in the guidance note on audit of internal financial control, over financial Control reporting issued by the ICAI.

For R Kabra & Co LLP

Chartered Accountant

FRN – 104502W/W100721



Prakash Tekwani

Partner

M No. 108681

UDIN: 24108681BKGWIE6219

Date: 18/09/2024

Place: Mumbai



SAI PARENTERAL'S LIMITED
Consolidated Balance Sheet As At 31st March, 2024
CIN:U24231TG2001PLC036043

Particulars	Note No.	As at 31st March, 2024
I. EQUITY AND LIABILITIES		
(1) Shareholders' Funds		
(a) Share capital	2	1,324.75
(b) Reserves and surplus	3	6,128.24
(c) Money received against share Application		-
(d) Equity attributable to owners of the Company		7,452.99
Non-controlling interests		
		186.06
(2) Share application money pending allotment		
(3) Non-current liabilities		
(a) Long-term borrowings	4	3,869.92
(b) Deferred tax liabilities (net)	5	-
(c) Other long term liabilities		-
(d) Long-term provisions	6	22.02
		3,891.93
(4) Current liabilities		
(a) Short-term borrowings	7	8,008.65
(b) Trade payables	8	-
(A) total outstanding dues of micro enterprises and small enterprises: and		773.86
(B) total outstanding dues of creditors other than micro enterprises and small enterprises		4,495.22
(c) Other current liabilities	9	784.46
(d) Short-term provisions	10	1,210.32
		15,272.52
TOTAL		26,803.51
II. ASSETS		
(1) Non-current Assets		
(a) Property, Plant & Equipment and Intangible Assets		
(i) Property, Plant & Equipment	11	5,999.96
(ii) Intangible assets	12	78.52
(iii) Goodwill on consolidation	13	917.16
(iv) Capital work-in-progress	14	-
(v) Intangible assets under development		-
		6,995.64
(b) Non-current investments		-
(c) Deferred tax assets (net)	5	57.61
(d) Long-term loans and advances	15	557.98
(e) Other non-current assets	16	133.77
		7,745.00
(2) Current Assets		
(a) Current investments		-
(b) Inventories	17	3,720.97
(c) Trade receivables	18	12,706.65
(d) Cash and cash equivalents	19	438.36
(e) Short-term loans and advances	20	354.81
(f) Other Current assets	21	1,837.72
		19,058.51
TOTAL		26,803.51

Significant accounting policies and notes to accounts forming an integral part of the financial statements

1 to 40

In terms of our report of even date.

For and on behalf of the Board of Directors

For R. Kabra & Co. LLP
 Chartered Accountants
 FRN No. 104502W/W100721

of SAI PARENTERAL'S LTD

Prakash Tekwani
 Partner
 Membership No.108681
 UDIN :24108681BKGWIE6219
 Place: Mumbai
 Date: 18/09/2024



(Signature)

K Anil Kumar
 Director
 DIN:01866646






Place: Hyderabad
 Date: 18/09/2024

(Signature)

G Vijitha
 Director
 DIN:03492979



SAI PARENTERAL'S LIMITED
Consolidated Statement of Profit and Loss for the year ended 31st March, 2024
CIN:U24231TG2001PLC036043

Particulars	Note No.	For the year ended 31st March 2024
Revenue from operations (Gross)		
I. Revenue from operations	22	15,376.09
II. Other income	23	132.93
III. Total Income (I + II)		15,509.01
IV. Expenses:		
Cost of materials consumed	24	9,530.91
Purchases of stock-in-trade		-
Changes in inventories of finished goods, work-in-progress	25	(36.74)
Employee benefits expense	26	1,260.26
Finance costs	27	1,110.71
Depreciation and amortization expense	11	940.64
Other expenses	28	1,442.89
Total Expenses		14,248.66
V. Profit before exceptional and extraordinary items and tax (III-IV)		1,260.35
VI. Exceptional items		-
VII. Profit before extraordinary items and tax (V-VI)		1,260.35
VIII. Extraordinary items		-
IX. Profit before tax (VII - VIII)		1,260.35
X. Tax Expenses:		
(1) Current Tax		417.74
(2) Deferred Tax	5	(15.00)
(3) Short Provision / Payment for Tax of earlier years		2.50
Total tax Expenses:		405.24
XI. Profit / (Loss) for the period from continuing operations (IX-X)		855.11
XII. Other comprehensive Income		-
XIII. Total comprehensive Income (XI+XII)		855.11
XIV. Profit/(Loss) from discontinuing operations		-
XV. Tax expense of discontinuing operations		-
XVI. Profit/(Loss) from discontinuing operations (after tax) (XII-XIII)		-
XVII. Profit Attributable to Parent		901.67
XVIII. Profit Attributable to Non-controlling Interest		(46.56)
XIX Earnings per equity share of face value of Rs. 10 each (previous year Rs. 100 each):	27	
(1) Basic		10.68
(2) Diluted		10.68
Significant accounting policies and notes to accounts forming an integral part of the financial statements	1 to 40	
In terms of our report of even date, For R. Kabra & Co. LLP Chartered Accountants FRN No. 104502W/W100721		
For and on behalf of the Board of Directors Of Sai Parenteral'S Ltd		
 Prakash Tekwani Partner Membership No.108681 UDIN :24108681BKGWIE6219 Place: Mumbai Date: 18/09/2024		 K Anil Kumar Director DIN:01866646 Place: Hyderabad Date: 18/09/2024
		 G Vijitha Director DIN:03492979
		

SAI PARENTERAL'S LIMITED
Consolidated Statement of Cash Flows for the year ended 31st March, 2024
CIN:U24231TG2001PLC036043

Particulars	For the year ended 31st March, 2024
(A) Cash flows from Operating activities	
Net profit before taxation	1,260.35
Adjustments for:	
Depreciation and amortisation	940.64
Finance costs	1,110.71
Bad Debts written off	-
Foreign exchange loss	-
Gratuity Expense	4.58
Sundry debtors written off	-
Discount given	0.42
Less:	
Discounts received	(1.50)
Non Operating Income due to Prior Period Items	2.86
Sundry balances written back	-
Net gain on sale of non-current investments	-
Interest income	(23.35)
Operating profit before working capital changes	3,294.70
Adjustments for:	
(Increase) / Decrease in inventories	(2,402.20)
(Increase) / Decrease in current assets & non current assets	(898.83)
(Increase) / Decrease in trade receivables	(6,585.85)
(Increase) / Decrease in loans and advances	(352.02)
Increase / (Decrease) in liabilities	305.08
Increase / (Decrease) in trade payables	2,608.94
Increase / (Decrease) in provisions	551.03
CASH GENERATED FROM OPERATIONS	(3,479.15)
Less:- Income tax expenses	(417.74)
Net Cash inflow from/ (outflow) from Operating activities	(A) (7,191.59)
(B) Cash Flows from Investing Activities	
Purchase of Property, Plant and Equipment	(272.18)
Sale Proceeds from investments	-
Intangible Asset Under Development	14.37
Capital Advance	(160.00)
Sale/Purchase of non current investments	-
Interest received	-
Net Cash inflow from/ (outflow) from Investing activities	(B) (417.80)
(C) Cash Flows from Financing Activities	
Proceeds from issue of equity shares	609.70
Proceeds from security premium on issue of shares	3,334.17
Proceeds from Short Term borrowings (net)	3,717.85
Proceeds from Long Term borrowings (net)	1,306.02
Finance Cost	(1,110.71)
Net Cash inflow from/ (outflow) from Financing activities	(C) 7,857.04
Net increase / (decrease) in cash and cash equivalents	(A+B+C) 247.64
Opening Cash and Cash Equivalents	
Cash in hand	12.34
Bank balances	4.96
Other Term deposits	173.20
	190.50
Cash & cash equivalents at the end of the year	438.14
Closing Cash and Cash Equivalents	
Cash in hand	55.93
Bank balances	191.57
Other Term deposits	190.86
Total Cash & cash equivalents at the end of the year	438.36

Significant accounting policies and notes to accounts forming an integral part of the financial statements

J to 40

In terms of our report of even date.
 For R. Kabra & Co. LLP
 Chartered Accountants
 FRN No. 104502W/W100721

For and on behalf of the Board of Directors
 Of Sai Parenteral'S Ltd

Prakash Tekwani
 Partner
 Membership No.108681



K Anil Kumar
 Director
 DIN:01866646

G Vijitha
 Director
 DIN:03492979



Place: Mumbai
 Date: 18/09/2024


Place: Hyderabad
 Date: 18/09/2024

SAI PARENTERAL'S LIMITED

Notes to consolidated financial statements for the year ended 31st March, 2024

3 - RESERVES AND SURPLUS


Particulars	As at 31st March, 2024
(a) Securities Premium	
As per last Balance Sheet	1,117.44
Add: Received during the year	3,341.68
Closing Balance	4,459.12
(b) Surplus	
As per last Balance Sheet	975.48
Add: Net profit after tax transferred from Statement of Profit and Loss	750.13
Amount available for appropriation	1,725.61
Less: Utilised for Bonus Issue	-
	1,725.61
TOTAL	6,128.24



SAL PARENTERAL'S LIMITED

Notes to consolidated financial statements for the year ended 31st March, 2024

4 - LONG-TERM BORROWINGS		As at March 31, 2024
Particulars		
SECURED		
(a) Term Loans - From Banks		
(i) From DBS Bank India Ltd (DBS):		
Term Loan I (Refer Note 4.1)		30.60
Term Loan II - ECLGS-1 (Refer Note 4.2)		21.78
Term Loan III - ECLGS-2 (Refer Note 4.3)		97.99
Term Loan IV - FCNR (Refer Note 4.4)		-121.72
Term Loan V - FCNR (Refer Note 4.5)		906.95
Term Loan VI - FCNR (Refer Note 4.6)		43.08
		1,521.51
Less: Current maturities of long-term debts (Considered under short-term borrowings)		
Term Loan I (Refer Note 4.1)		30.00
Term Loan II - ECLGS-1 (Refer Note 4.2)		21.78
Term Loan III - ECLGS-2 (Refer Note 4.3)		27.22
Term Loan IV - FCNR (Refer Note 4.4)		137.19
Term Loan V - FCNR (Refer Note 4.5)		265.42
Term Loan VI - FCNR (Refer Note 4.6)		12.61
		494.21
	(A)	1,027.30
(ii) From Small Development Bank of India (SIDBI):		
Term Loan I (Refer Note 4.7)		151.09
Term Loan II (Refer Note 4.8)		12.34
Term Loan III (Refer Note 4.9)		-
		163.43
Less: Current maturities of long-term debts (Considered under short-term borrowings)		
Term Loan I (Refer Note 4.7)		110.84
Term Loan II (Refer Note 4.8)		12.34
Term Loan III (Refer Note 4.9)		-
		123.18
	(B)	40.25
(iii) From ICICI Bank Ltd. (ICICI):		
Term Loan I - (Refer Note 4.10)		867.49
Vehicle Loan I (Refer Note 4.11)		10.36
Vehicle Loan II (Refer Note 4.12)		13.65
Vehicle Loan III (Refer Note 4.13)		24.87
		916.38
Less: Current maturities of long-term debts (Considered under short-term borrowings)		
Term Loan I - (Refer Note 4.10)		166.67
Vehicle Loan I (Refer Note 4.11)		5.22
Vehicle Loan II (Refer Note 4.12)		3.72
Vehicle Loan III (Refer Note 4.13)		6.79
		182.40
	(C)	733.98
(iv) From City Union Bank Ltd (CUB):		
Term Loan I ECLGS (Refer Note 4.15) @ 9.25%		42.38
Term Loan II ECLGS (Refer Note 4.16) @ 9.25%		8.91
Term Loan III OSL (Refer Note 4.17) @ 10.50%		9.76
Term Loan for Jaguar Car (Refer Note 4.18)		-
Term Loan for Force Vehicle (Refer Note 4.19) @ 9.25%		-
		42.38
Less: Current Maturities		
Term Loan I ECLGS (Refer Note 4.15)		42.38
Term Loan II ECLGS (Refer Note 4.16)		8.91
Term Loan III OSL (Refer Note 4.17)		9.76
Term Loan for Jaguar Car (Refer Note 4.18)		-
Term Loan for Force Vehicle (Refer Note 4.19)		-
		65.67
(i) From BMW Financial Services		
Vehicle Loan I (Refer Note 4.14)		65.67
		65.67
Less: Current maturities of long-term debts (Considered under short-term borrowings)		
Vehicle Loan I (Refer Note 4.14)		10.01
		10.01
	(D)	55.66
Term Loan REC Limited (Refer Note 4.21)		1,719.06
	(E)	1,719.06
Secured Loans (A+B+C+D+E)		3,576.25
UNSECURED		
(a) Loans and advances from related parties (Interest Free Loans)		
		-
(b) Others (trade deposits)		
		293.67
Unsecured Loans		293.67
TOTAL		3,869.92




SAI PARENTERAL'S LIMITED

Notes to consolidated financial statements for the year ended 31st March, 2024

	Term and conditions for repayment of loan	As at	
		31st March 2024	
		Non Current	Current
4.1	First pari passu charge on industrial property situated at Shed No. D-1, Survey No.280, APIIC-IALA, Phase V, Jeedimetla Village. The loan is repayable in 36 monthly instalments starting from Jul'2021 till Jun' 2024. Interest is payable @ 7.75% p.a.		30.00
4.2	First pari passu charge on industrial property situated at Shed No. D-4, Survey No. 280, APIIC-IALA, Phase V, Jeedimetla Village. The loan is repayable in 36 monthly instalments starting from Aug'2021 till Jul' 2024. Interest is payable @7.75% p.a.		21.78
4.3	First pari passu charge on industrial property situated at Plot no 45 A&B, Anrich industrial estate, IDA-Bollaram, Sangareddy - 502325. The loan is repayable in 36 monthly instalments starting from June'2024 till May' 2027. Interest is payable @7.75% p.a.	70.77	27.22
4.4	First pari passu charge on industrial property situated at Plot no 45 A&B, Anrich industrial estate, IDA-Bollaram, Sangareddy - 502325. The loan is repayable in 48 monthly instalments starting from Apr'2023 till Mar' 2027. Interest is payable @2.95% p.a.	284.53	137.19
4.5	First pari passu charge on industrial property situated at Plot no 45 A&B, Anrich industrial estate, IDA-Bollaram, Sangareddy - 502325. The loan is repayable in 48 monthly instalments starting from Aug'2023 till Jul' 2027. Interest is payable @4.25% p.a.	641.53	265.42
4.6	First pari passu charge on industrial property situated at Plot no 45 A&B, Anrich industrial estate, IDA-Bollaram, Sangareddy - 502325. The loan is repayable in 48 monthly instalments starting from Aug'2023 till Jul' 2027. Interest is payable @4.25% p.a.	30.47	12.61
4.7	First charge by way of hypothecation of Plant & Machinery, Equipments, Tools, Spares and other Assets situated at Shed No. D-1, Survey No. 280, APIIC-IALA, Phase V, Jeedimetla Village as primary security and the residential land & building situated at Door No: 49-4-32, Ongole, owned by Director-Anil Karusala as collateral security. The loan is repayable in 32 monthly instalments starting from Nov'2021 till Jul'2024. Interest is payable @ 9.17% p.a.	40.25	110.84
4.8	First charge by way of hypothecation of Plant & Machinery, Equipment, Tools, Spares and other Assets situated at Shed No. D-4, Survey No. 280, APIIC-IALA, Phase V, Jeedimetla Village as primary security and residential Land & building situated at Door No: 49-4-32, Ongole, owned by director-Anil Karusala as collateral security. The loan is repayable in 32 monthly instalments starting from Oct'2019 till Mar'2026. Interest is payable @8.25% p.a.		12.34
4.9	Hypothecation of Stock & Debtors as primary security and residential land & building situated at Door No: 49-4-32, Ongole Village owned by Director - Anil Karusala as collateral security. The loan is repayable in 36 monthly instalments starting from Dec'2021 to Nov'2024. Interest is payable @8.25% p.a.		
4.10	First charge on Industrial Property at Shed No. D-1, and D-4, Sy No.280, APIIC-IALA, Phase V, Jeedimetla Village. The loan is repayable in 72 monthly instalments starting from May'2023 till Apr'2029. Applicable Rate of Interest is 9.60% p.a.	700.83	166.67
4.11	First charge on vehicle (bus) used as conveyance at unit - III. The loan is repayable in 36 monthly instalments starting from Jul'2023 till Jan'2026. Interest is payable @9.00% p.a.	5.14	5.22
4.12	First charge on Skoda car. The loan is repayable in 36 monthly instalments starting from Aug'2022 till Jul'2025. Interest is payable @8.10% p.a.	9.93	3.72
4.13	First charge on Kia car. The loan is repayable in 36 monthly instalments starting from Aug'2022 till Jul'2025. Interest is payable @7.85% p.a.	18.08	6.79
4.14	First charge on BMW car. The loan is repayable in 36 monthly instalments starting from Oct'2022 till Sep'2026. Interest is payable @10.25% p.a.	55.66	10.01
4.15	First pari passu charge on -1. Vacant Residential Plot No 34, Sy.No. 31/2,3,4,32/3,5,6, Mamidi Palem, Vengamuka Palem, Ongole. 2. Vacant land Sy.No123/5, Kothamamidipalem, Ongole 3 Plot NO 105, Hloek-B, Usha		42.38
4.16	First pari passu charge on 1. Factory Land & Building admeasuring 2420 Sq. Yards, Pemmitta, Santhanulapadu Mandal, Ongole. Owned by Revat Laboratories Pvt. Ltd.,		8.91
4.17	First pari passu charge on 1. Factory Land & Building consisting of ground plus 2 floors in Sy no. 128, Ongole. Owned by Revat Laboratories Pvt. Ltd., The loan is repayable in 24 monthly instalments starting from Feb '2022 till Jan' 2024. Interest is		9.76
4.18	First charge by way of hypothecation of the vehicle. The loan is repayable in 60 monthly instalments starting from Jun'2019 till May'2024. Interest is payable @10.85% p.a.		
4.19	First charge by way of hypothecation of the vehicle. The loan is repayable in 36 monthly instalments starting from Nov'2020 till Oct'2023. Interest is payable @10.85% p.a.		
4.2	First charge by way of hypothecation of the trade receivables and inventories and Term Deposit of Rs. 70 lakhs. The loan is repayable in 36 monthly instalments starting from Apr'2022 till Mar'2025. Interest is payable @8.25% p.a.		74.00
4.21	1)1. Term Loan take from REC Financial Institution, total 60 instalments beginning from March, 2016. The Present Interest Rate would be 11.50% per annum. Security in the form of personal guarantee given by promoters.	1719.06	
	Total	3,576.25	809.80



Handwritten signature and initials.



SAI PARENTERAL'S LIMITED

Notes to consolidated financial statements for the year ended 31st March, 2024

5 - DEFERRED TAX LIABILITIES /ASSETS (net)



The Company has recognized deferred tax arising on account of timing differences, being the difference between the taxable income and accounting income, that originates in one period and is capable of reversal in one or more subsequent period(s) in compliance with Accounting Standard (AS 22) - Accounting for Taxes on income

The major components of deferred tax (liabilities)/assets arising on account of timing differences & carried forward losses and its reconciliation as at year end are as follows:

Particulars	As at March 31, 2024
Deferred Tax (assets) / Liabilities (Net)	-
Opening Balances - On accounting of timing difference between WDV as per books and Income tax	42.61
Add : Net Deferred Tax Assets / Liabilities on account of timing differences for depreciation	15.00
Total Deferred Tax (assets) / Liabilities (Net)	57.61

6 - LONG-TERM PROVISIONS

Particulars	As at March 31, 2024
Provision for Gratuity	20.73
Gratuity Deposit Fund	1.29
TOTAL	22.02



SAI PARENTERAL'S LIMITED

Notes to consolidated financial statements for the year ended 31st March,2024

7 - SHORT-TERM BORROWINGS

Particulars	(Rs. in Lakhs) As at March 31, 2024
SECURED:	
(a) Loans repayable on demand	
From Banks:	
Working Capital Loans:	
(i) From HSBC Bank (Refer Note 7.1)	(371.45)
(ii) From HSBC Bank (Refer Note 7.1)	-
(iii) From HSBC Bank (Refer Note 7.1)	1,980.09
(iv) From ICICI Bank (Refer Note 7.2)	1,000.48
(v) From ICICI Bank (Refer Note 7.2)	148.70
(vi) From DBS Bank - (Refer Note 7.3)	-
(a) Against Bills Purchased	-
(b) Against Bills Discounted	-
(c) DBS PACKING CREDIT LIMIT	398.55
(d) Working Capital Demand Loan	1,146.18
Cash Credit/Overdraft with City Union Bank Ltd	2,219.19
Cash Credit/Overdraft with HSBC Bank Ltd	(97.40)
Working capital demand loan from HSBC Limited	490.00
Working capital demand loan from HSBC Limited-454	-
Corporate credit cards	-
BOBCARD NO. 4624910000012896 (ANIL SIR)	1.39
BOBCARD NO. 4624910000012904 (ARUNA MADAM)	0.58
BOBCARD NO. 4624910000012912 (G V MADAM)	1.86
(b) Current Maturities of Long Term Borrowings (Refer Note 4.1 to 4.9)	
Term Loans From DBS Bank	494.71
Term Loan From SIDBI Bank	49.18
Term Loan From ICICI Bank	182.40
Term Loan From bnw Financial Services	16.01
Term Loan I ECLGS (Refer Note 4.15)	42.38
Term Loan II ECLGS (Refer Note 4.16)	8.91
Term Loan III OSL (Refer Note 4.17)	9.76
Term Loan for Jaguar Car (Refer Note 4.18)	-
Term Loan for Force Vehicle (Refer Note 4.19)	-
Term Loan I - SIDBI (Refer Note 4.20)	74.00
Term Loan from Axis Bank Ltd	-
UNSECURED:	
Corporate Credit Card from ICICI Bank Ltd	34.88
Corporate Credit Card (G Vijitha)	144.86
TOTAL	8,008.63

- 7.1 Hypothecation of Debtors and Stock as primary security and charge on Industrial Property at Shed No. D-1 and D-4, Sy No.280, APIIC-JALA, Phase V, Jeedimetla Village, owned by M/s Sai PARENTERAL'S Limited, as collateral security.
- 7.2 Hypothecation of Debtors and Stock Primary Security and charge on Industrial Property at Shed No. D-1 and D-4, Sy No 280, APIIC-JALA, Phase V, Jeedimetla Village, owned by M/s Sai PARENTERAL'S Limited, as Collateral Security. The cash credit account with ICICI bank Ltd was closed during FY 2021-22
- 7.3 Hypothecation of all current assets and movable fixed assets of the company as primary security and charge on Industrial Property at Shed No. D-1 and D-4, Sy No.280, APIIC-JALA, Phase V, Jeedimetla Village, owned by M/s Sai PARENTERAL'S Limited, as Collateral security.
- 7.4 There is no default in repayment of principal or interest during the year.
- 7.5 The company is required to file periodic returns with banks for the above loans exceeding Rs 5 Crores against security of working capital assets. The returns extracted from audited / unaudited financial information submitted to the banks and as per the books of account are as under:
- 7.6 **Cash Credit/Overdraft with City Union Bank Ltd**
The loan is repayable on demand with security details as below:
a) Hypothecation of Stock and Book Debts as primary security
b) Charge on Factory Land & Building consisting of ground plus 2 floors in Sy no. 128, Ongole, owned by Revat Laboratories Pvt. Ltd as collateral security
c) Charge on Residential Flat No. 303, Vishnu Splendor, Yellareddy Guda Hyderabad owned by Mr. Anil Kumar as collateral security
d) Charge on Sy No. 31/4, 31/3, 31/2, 32/2, 32/3, 32/5 and 32/6, Praksum District Registration Ongole owned By Smt. K. Aruna as collateral security
e) Charge on Flat No. 105, B-Block of Usha Enclave, together with undivided share of land measuring 40 Square Yards, at Yellareddyguda.
f) Charge on Sy No. 123/5 Ongole, owned by K. Anil Kumar as collateral security
g) Charge on Sy No. 16/3, Plot no. 28 and 29, Ongole, owned by Smt. K. Aruna as collateral security
h) Charge on Survey No 153, Ongole owned by Smt. K. Aruna as collateral security
- 7.7 **Cash Credit/Overdraft with HSBC Bank Ltd**
The loan is repayable on demand with security details as below:
a) Pari-Passu charge on shed No-1 and 4, Sy no 280, APIIC- JALA, Phase V, Jeedimetla Village, Quthbullapur Mandal, RR District- 500055 owned by Sai Parenteral Private Limited with DBS bank India Limited
b) Pari- Passu charge on Plot no 51 measuring 1939.7 sq. Yards situated in industrial park. Bhongir within revenue Mandal of Bhongir, Nalgonda district with DBS bank India Limited
c) First Pari passu charge on entire current assets both present and future with DBS bank India Limited
d) First Pari passu charge by way of hypothecation of movable fixed assets with DBS bank India Limited except assets fixed by other lenders
e) Personal Guarantee from Anil Kumar Karusala, Aruna Karusala and Vijitha Gorrepati for Rs 5,00,000,00
- 7.8 **Loans repayable on demand to The National Small Industries Corporation Limited**
a) The loan is hypothecated against Bank Guarantee provided by City Union Bank
There is no default in repayment of principal or interest during the year
The Company is required to file periodic returns with banks for the above loans exceeding Rs. 5 crores against security of working capital assets. The returns extracted from audited / unaudited financial information submitted to the banks and as per the books of accounts are as under:

Quarter ended	Name of Bank	Particulars	Amount as per books of account	Amount as reported in the quarterly return/statement	Amount of Difference	Whether return/statement subsequently rectified
Jun 2023	BS Bank & City Union Bank	Stocks	4,578.95	4,578.95	-	No
		Receivables	9,916.50	9,672.60	243.90	
Sep. 2023	BS Bank & City Union Bank	Stocks	4,047.90	4,047.90	-	No
		Receivables	11,494.99	10,605.20	799.79	
Dec. 2023	BS Bank & City Union Bank	Stocks	4,512.80	4,512.80	-	No
		Receivables	12,648.10	12,576.80	71.30	
Mar. 2024	DBS Bank, City Union Bank, HSBC Bank, statement presented with data as at 30/03/2024	Stocks	3,721.00	3,939.70	(218.70)	No
		Receivables	12,100.90	11,785.00	315.90	

Note 1. Book Debts as per Books of Accounts Includes Group Debtors and as per Bank Norms excluded.



SAI PARENTERALS LIMITED

Notes to consolidated financial statements for the year ended 31st March, 2024

8 - TRADE PAYABLES

(Rs. In Lakhs)

Particulars	As at March 31, 2024
(a) Due to Micro and Small Enterprises	773.86
(b) due to other than Micro and Small Enterprises	4,495.22
Total	5,269.09

8.1 Trade payables ageing schedule
As at 31 March 2024

(Rs. In Lakhs)

Particulars	Outstanding for following periods from due date of payment				Total
	Less than 1 year	1-2 Years	2-3 years	More than 3 years	
(i) MSME	773.5435				773.54
(ii) Others	3,981.3232	272.61			4253.93
(iii) Disputed dues- MSME	0.32				0.32
(iv) Disputed dues- Others	241.29				241.29

8.2 Disclosure under the Micro, Small and Medium Enterprises Development Act, 2006 are provided as under to the extent the Company has received intimation from the suppliers under the Act, 2006:

Particulars	As at March 31, 2024
(a) Principal amount remaining unpaid to any supplier as at the end of accounting year	-
(b) Interest due on above and the unpaid interest	-
(c) Interest Paid	-
(d) Payment made beyond the appointed day during the year	-
(e) Interest due and payable for the period of delay	-
(f) Interest accrued and remaining unpaid	-
(g) Amount of further interest remaining due and payable in succeeding years	-

9 - OTHER CURRENT LIABILITIES

Particulars	As at March 31, 2024
(a) Money received against share application	66.01
(b) Statutory payables towards -	
(i) TDS, TCS under Income tax & Interest	61.40
(ii) P.T., P.F. & ESIC	32.42
(iii) GST	347.78
(iv) GTLI	0.02
(c) Expenses payable	114.63
(d) Advance from customers	108.66
(e) Security deposits	-
(f) Creditors -Property, Plant and Equipments	50.53
(g) Provision for Interest on TDS	3.02
(h) Provision for CSR Expenditure	-
Total	784.46

10 - SHORT-TERM PROVISIONS

Particulars	As at March 31, 2024
(a) Provision for employee benefits - Gratuity	6.14
(b) Provision for income tax	1,048.00
(c) Provision for Interest on income tax payable	121.40
Other provisions	34.77
Total	1,210.32



Handwritten signatures and initials

SAI PARENTERAL'S LIMITED
Notes to consolidated financial statements for the year ended 31st March, 2024

II. PROPERTY, PLANT AND EQUIPMENT


Particulars	Computer and accessories	Land	Building (Factory)	Plant & Machinery I	Spares	Furniture & Fixtures	Electrical Installation	Vehicles	Lab Equipment	Office equipment	CC Camera	Solar PV Panels	Total
Gross Block													
As at March 31, 2022	130.71	461.07	974.23	3,242.44	0.40	221.01	84.76	83.75	15.48	8.50	32.54	1,655.67	6,910.55
Add: Additions	8.74	196.82	278.13	819.77	-	50.25	16.67	177.00	8.35	10.40	5.79	-	1,577.10
As at March 31, 2023	139.45	657.89	1,252.36	4,062.21	0.40	271.26	101.42	260.75	23.83	18.90	38.33	1,655.67	8,487.55
Add: Additions	31.41	38.21	110.80	60.33	-	4.84	160.93	-	10.28	0.98	-1.00	-	416.77
As at March 31, 2024	170.85	696.09	1,363.16	4,122.54	0.40	276.09	262.35	260.75	34.12	19.97	37.33	1,655.67	8,899.33
Accumulated depreciation													
As at March 31, 2022	49.70	-	148.99	415.64	-	81.44	60.15	46.44	1.82	1.40	4.19	210.77	1,020.94
Add: Charge for the year	33.67	-	93.10	489.73	-	47.32	11.99	41.89	4.41	6.81	20.56	183.94	953.42
As at March 31, 2023	103.37	-	242.09	905.37	0.40	128.76	72.14	88.33	6.23	8.22	24.75	394.70	1,974.36
Add: Charge for the year	27.33	-	104.18	471.18	-	37.01	51.50	52.52	6.30	5.13	8.94	160.52	925.00
As at March 31, 2024	130.71	-	346.26	1,376.55	0.40	165.77	123.64	140.85	12.53	13.34	33.69	555.22	2,899.36
Net Block													
As at March 31, 2024	40.15	696.09	1,016.89	2,745.99	-	110.32	138.71	119.91	21.56	-	3.64	1,100.44	5,999.96
As at March 31, 2023	22.71	109.98	88.49	579.91	-	54.20	12.99	24.93	0.23	-	-	1,260.96	6,508.20

II. INTANGIBLE ASSETS

Particulars	Project ACT	Total
Gross Block		
As at March 31, 2022	106.63	106.63
Add: Additions	-	-
As at March 31, 2023	106.63	106.63
Add: Additions	2.75	2.75
As at March 31, 2024	109.38	109.38
Accumulated Depreciation		
As at March 31, 2022	-	-
Add: Additions	15.23	15.23
As at March 31, 2023	15.23	15.23
Add: Additions	15.63	15.63
As at March 31, 2024	30.86	30.86
Net Block		
As at March 31, 2023	78.52	78.52
As at March 31, 2024	91.40	91.40

III - GOODWILL

Particulars	As at March 31, 2024
Opening balance	
Add: Goodwill arising on consolidation	917.16
Less: Amortization (if applicable)	-
Less: Impairment (if applicable)	-
Closing balance	917.16



Handwritten signature and initials

SAI PARENTAL'S LIMITED

Notes to financial statements for the year ended 31st March, 2024

12. INTANGIBLE ASSETS

Particulars	(Rs. In lakhs)	
	Project ACTI	Total
Gross carrying amount as at 1 April 2023	106.6300	106.63
Additions	2.7500	2.75
Disposals	-	-
Gross carrying amount as at 31 March 2024	109.3800	109.38
Accumulated amortization as at 1 April 2023	15.2300	15.23
Amortization for the period	15.6254	15.63
Accumulated depreciation as at 31 March 2024	30.8554	30.86
Net Amount as on 1 April 2023	91.4000	91.40
Net carrying amount as at 31 March 2024	78.5246	78.52
Gross carrying amount as at 1 April 2022	106.6300	106.63
Additions	-	-
Addition due to prior period items	-	-
Disposals	-	-
Gross carrying amount as at 31 March 2023	106.6300	106.63
Accumulated depreciation as at 1 April 2021	-	-
Depreciation for the period	15.2300	15.23
Depreciation on disposals during the year	-	-
Assets classified as held for sale	-	-
Accumulated depreciation as at 31 March 2023	15.2300	15.23
Net carrying amount as at 31 March 2023	91.4000	91.40



Handwritten signature

SAI PARENTAL'S LIMITED
Notes to consolidated financial statements for the year ended 31st March, 2024

14 - CAPITAL WORK IN PROGRESS

(Rs. In Lakhs)	
Particulars	As at March 31, 2024
Electrical Installations	
Opening balance as at 01/04/2023	160.00
Add: Addition during the year	-
Less: Capitalized during the year	160.00
TOTAL	-

15 - LONG-TERM LOANS AND ADVANCES


(Rs. In Lakhs)	
Particulars	As at March 31, 2024
(a) Secured, considered good	
(b) Unsecured, considered good	
(i) Capital Advances	537.50
(ii) Security Deposits	-
(iii) Loans and advances to related parties	10.28
(iv) Other loans and advances	10.20
(c) Doubtful	
TOTAL	557.98

16 - OTHER NON-CURRENT ASSETS

Particulars	As at March 31, 2024
Security deposits	5.64
EMD Tender Deposits	3.93
Fixed Deposit (Maturity >12 Months) (Refer Note 16.1)	119.61
Performance security deposit	4.58
TOTAL	133.76

16 Term deposits includes margin money against issuances of bank guarantees and other

119.61



SAI PARENTERAL'S LIMITED
Notes to consolidated financial statements for the year ended 31st March,2024

17 - INVENTORIES (Refer Note -1.D)

	(Rs. in Lakhs)
Particulars	As at March 31, 2024
(a) Raw Materials	2,120.83
(a) Work in progress	815.52
(b) Finished goods	784.63
TOTAL	3,720.97

18 - TRADE RECEIVABLES



	(Rs. in Lakhs)
Particulars	As at March 31, 2024
Trade receivables	
(a) Secured, considered good	-
(b) Unsecured, considered good	12,706.66
(a) Trade receivables outstanding for a period less than six months	
(i) Secured, considered good	-
(ii) Unsecured, considered good	10,229.81
(iii) Doubtful	-
Less: Provision for doubtful debts	-
(a)	10,229.81
(b) Trade receivables outstanding for a period exceeding six months	
(i) Secured, considered good	-
(ii) Unsecured, considered good	2,476.85
(iii) Doubtful	-
Less: Provision for doubtful debts	-
(b)	2,476.85
Total	12,706.66

16.1 Trade Receivables ageing schedule
As at 31 March 2024

Particulars	Outstanding for following periods from due date of payment					(Rs. in lakhs)
	Less than 6 months	6 months to 1 year	1-2 Years	2-3 years	More than 3 years	Total
(i) Undisputed Trade receivables – considered good	7,815.57	2,804.66	1,908.95			12,529.18
(ii) Undisputed Trade Receivables – which have significant increase in credit risk	-	-	-			-
(iii) Undisputed Trade Receivables – credit impaired	-	-	-			-
(iv) Disputed Trade Receivables – considered good	177.48	-	-			177.48
(v) Disputed Trade Receivables – which have significant increase in credit risk	-	-	-			-
(vi) Disputed Trade Receivables – credit impaired	-	-	-			-

16.2 Trade Receivable stated above include debts due by:

Particulars	As at March 31, 2024
Directors	-
Other officers of the Company	-
Firm in which director is a partner	-
Company in which director is a member	-




SAI PARENTERAL'S LIMITED

Notes to consolidated financial statements for the year ended 31st March,2024

19 - CASH AND CASH EQUIVALENT

Particulars	(Rs. In Lakhs)
	As at March 31, 2024
(a) Balances with banks	191.57
(b) Cheques, drafts on hand	-
(c) Cash in hand	55.93
(d) Others Term Deposits (Refer note 17.1)	190.86
TOTAL	438.36

17.1	Term deposits includes margin money against issuances of bank guarantees and other commitments	190.86
------	--	--------





SAI PARENTERALS LIMITED

Notes to consolidated financial statements for the year ended 31st March, 2024

20 - SHORT-TERM LOANS AND ADVANCES

Particulars	(Rs. In Lakhs)
	As at March 31, 2024
Loans and advances to related parties	-
Others	-
(a) Secured, considered good	-
(b) Unsecured, considered good	-
(i) Other short-term Loans	-
(ii) Staff advances	3.57
(iii) Rental advances	1.20
Advance recoverable in cash or in kind or for value to be received	347.22
Advance to employees	2.82
(c) Doubtful	-
TOTAL	354.81

18.1 The above includes due from:


Directors	-
Other officers of the Company	-
Firm in which director is a partner	-
Private Company in which director is a member	-

21 - OTHER CURRENT ASSETS

Particulars	(Rs. In Lakhs)
	As at March 31, 2024
(a) Earnest money deposits (for Tenders)	60.79
(b) Performance security deposits	155.53
(c) Other security deposits	150.23
(d) Security deposits against rental properties (Refer note 19.1)	207.18
(e) Advances to suppliers	696.58
(f) Advances for capital expenditure	-
(g) GST receivable	437.42
(h) TDS & TCS Receivable	25.22
(i) Interest Receivable	8.06
(j) Prepaid expenses	6.25
(k) Duty Drawback	5.31
(l) Fixed Deposits - To be matured in 1 Year	83.17
(m) Withheld amount against tender & PO	1.48
(n) Others	0.50
TOTAL	1,837.72

19.1 The above includes due from:

Directors	207.18
Other officers of the Company	-
Firm in which director is a partner	-
Private Company in which director is a member	-



SAI PARENTERAL'S LIMITED

Notes to consolidated financial statements for the year ended 31st March,2024

22 - REVENUE FROM OPERATIONS


(Rs. In Lakhs)

Particulars	For the year ended March 31, 2024
(a) Total Revenue From Operations	17,080.39
(b) Less: Deductible from Total Revenue	1,724.66
(c) Net Sale of Products	15,355.74
(d) Sale of Services - Liason services	15.00
(e) Other operating revenues - Duty drawback	15,370.74
	5.35
TOTAL	15,376.09

23 - OTHER INCOME

(Rs. In Lakhs)

Particulars	For the year ended March 31, 2024
(a) Interest	23.35
(b) Net gain/(loss) on sale of non current investments	-
(c) Other non operating income	-
(i) Scrap sales	-
(ii) Other miscellaneous income	98.09
(iii) Discount Received	1.50
(iv) Sundry balances written back	9.98
(v) Prior Period Income	-
TOTAL	132.93





SAI PARENTERAL'S LIMITED

Notes to consolidated financial statements for the year ended 31st March,2024

24 - COST OF MATERIALS CONSUMED


(Rs. In Lakhs)

Particulars	% of Consumption	Year Ended March 31, 2024
Opening Stock of Raw Materials		1,899.82
Add : Purchases of Raw Materials		9,751.92
		11,651.74
Less : Closing Stock of Raw Materials		2,120.83
TOTAL		9,530.91
Value and percentage of raw materials consumed:		
(a) Imported	-	-
(b) Indigenous	100.00	9,530.91
TOTAL	100.00	9,530.91

25 - CHANGES IN INVENTORIES OF FINISHED GOODS, WORK-IN-PROGRESS AND STOCK-IN-

(Rs. In Lakhs)

Particulars	Year Ended March 31, 2024
<u>Opening Inventories</u>	
Finished Goods	660.68
Work-In-Progress	902.72
Less:	1,563.40
<u>Closing Inventories</u>	
Finished Goods	784.63
Work-In-Progress	815.52
	1,600.14
TOTAL	(36.74)





SAI PARENTERAL'S LIMITED
Notes to consolidated financial statements for the year ended 31st March,2024

26 - EMPLOYEE BENEFIT EXPENSES


(Rs. In Lakhs)	
Particulars	Year Ended March 31, 2024
(a) Salaries and Wages	1,184.16
(b) Contributions to Provident and Other Funds-	
Provident fund	31.05
ESI	6.86
Gratuity Expenses	4.58
(c) Staff welfare expenses	33.62
TOTAL	1,260.26

27 - FINANCE COST

(Rs. In Lakhs)	
Particulars	Year Ended March 31, 2024
(a) Interest:	
(i) on Term loans	389.52
(ii) on loans repayable on demands	-
(a) on cash credit/working capital loans	362.03
(iii) on others loans	325.38
	1,076.93
(b) Other borrowing costs: - Bank Commission and charges)	33.78
TOTAL	1,110.71

28 - OTHER EXPENSES

(Rs. In Lakhs)	
Particulars	Year Ended March 31, 2024
Auditors Remuneration- Audit Fees	15.59
Lab Testing and lab expenses	2.46
Printing and stationery	36.52
Discount allowed	0.42
Power, fuel & Water Expenses	266.29
Telephone & Internet charges	4.52
Consultation fees	57.73
Professional fess	77.37
ROC Filing	0.64
Rates & taxes	46.74
Rent - building	31.92
Rent - machinery	4.08
Business promotion & development expenses	18.24
Communication	1.12
Accounting charges	0.39
Transport charges	120.79
Repairs to Plant	36.19
Repairs to Buildings	7.45
Repairs to Others	41.69
Liquidated damages (Late Delay Charges)	266.48
Legal expenses	4.09
Insurance	22.48
Travelling and Conveyance	34.52
Office maintenance	15.83
Job work charges	-
Other general and miscellaneous expenses	32.46
Commission & Contractor Expenses	111.32
Tender processing fees	5.59
Advertisement	5.03
Pooja expenses	1.65
Postages and telegrams	2.68
Interest and penalties	1.61
Foreign exchnage (gain) /loss (net)	(9.14)
CSR Expenditure	-
Bad debts written off	59.16
Sundry balances written off	-
Donations	2.08
Loading and unloading expenses	-
Licenses and product expenses	0.80
Bus expenses	1.33
Freight	109.18
AMC Charges	2.74
Prior period expenses	2.86
Registration charges	-
TOTAL	1,442.88



SAI PARENTERAL'S LIMITED

Notes to consolidated financial statements for the year ended 31st March,2024

29 - EARNINGS PER EQUITY SHARES

Particulars	Year Ended March 31, 2024
Earnings per equity share:	
(1) Basic:	
(a) Profit/(Loss) attributable to Equity shareholders (Rs. In Lakhs)	855.11
(b) Weighted average number of equity shares outstanding at the year end	80,05,796
(c) Basic earnings per equity share = (a)/(b)	10.68
(d) Face value per equity share	10
(2) Diluted:	
(a) Profit after adjusting interest on potential equity shares (Rs. In Lakhs)	855.11
(b) Weighted average number of equity share after considering potential	80,05,796
(c) Diluted earning per equity share = (a)/(b)	10.68
(d) Face value per equity share	10



Handwritten signature



SAI PARENTERAL'S LIMITED

Notes to Consolidated Financial Statements for the year ended 31st March, 2024

30 - CONTINGENT LIABILITIES AND COMMITMENTS:

(Rs. In Lakhs)


Particulars	As at 31st March
(a) Contingent Liabilities:	
(i) Claims against the company not acknowledged as debt	-
(ii) Guarantees	
(a) Financial and performance Guarantee by ICICI	110.14
(b) Financial and performance Guarantee by Central Union Banl	187.68
(c) performance Guarantee by DBS	77.17
(iii) Other money for which the company is contingently liable	-
(b) Commitments:	
(i) Estimated amount of contracts remaining to be executed on capital account and not provided for:	
(a) Capital Asset advances (For Land)	777.984
(b) Capital Asset advances (Other property, plant and equipment)	1.00
(c) Intangible Assets under Development	-
(d) Capital work in progress	-
(ii) Uncalled liability on shares and other investments partly paid	-
(iii) Other commitments	-

31 - Value of imports calculated on C.I.F. basis by the company during the financial year in respect of:

Particulars	For the year ended 31st March 2024
I. Raw materials;	-
II. Components and spare parts;	-
III. Capital goods;	-
TOTAL	-

32 - Expenditure in foreign currency during the financial year: 59.84

33 - Earnings in foreign currency during the financial year: 638.80



Handwritten signature



SAI PARENTERALS LIMITED
Notes to Consolidated Financial Statements for the year ended 31st March, 2024

34 - RELATED PARTIES TRANSACTIONS AND DISCLOSURES:

34.1 Related parties where control exists or where significant influence exists and with whom transactions have taken place during

List of related parties :

(a) Key managerial persons:

Name	Relationship	Designation
(i) Mr. Arun Karusala	Key Managerial Person	Executive Director
(ii) Mr. Anil Kumar Karusala	Key Managerial Person	Executive Director
(iii) Mrs. Vijitha Gorrrpati	Key Managerial Person	Executive Director

(b) Enterprises controlled or significantly influenced by key managerial personnel:

(i) Phyto Chem (India) Limited Mrs. Vijitha Gorrrpati is an Independent Director


34.2 The following transactions were carried out with related parties in ordinary course of business during the year:


Rs. in lakhs

Particulars	Year ended 31st March 2024
(a) Employee benefits expense:	
Director's remuneration	
Mrs. Aruna Karusala	47.89
Mr. Anil Kumar Karusala	58.09
Mrs. Vijitha Gorrrpati	20.48
	126.45
(b) Rent Paid :	
Mrs. Aruna Karusala	5.13
Mrs. Vijitha Gorrrpati	10.26
	15.39
(c) Issue of Equity Share Capital - Bonus Shares	
Mrs. Aruna Karusala	-
Mrs. Vijitha Gorrrpati	-
	-
(d) Advance for capital goods:	
Mrs. Vijitha Gorrrpati (Advances given)	-
Mrs. Vijitha Gorrrpati (Advances recovered)	-
Mrs. Aruna Karusala(Advance given)	-
Mrs. Aruna Karusala(Advance recovered)	-
Mr. Anil Karusala (Advances given)	-
Mr. Anil Karusala (Advances recovered)	-
	-
(e) Security Deposits against rental properties	
Mrs. Aruna Karusala	101.70
Mrs. Vijitha Gorrrpati	65.14
	166.84
(f) Unsecured Loan:	
Anil Kumar Karusala (loans taken)	36.30
Anil Kumar Karusala (loans repaid)	36.30
Mrs. Vijitha Gorrrpati (loan taken)	-
Mrs. Vijitha Gorrrpati (loan repaid)	-

34.3 Amounts due to/ from related parties:

Particulars	Year ended 31st March 2024
(a) Security Deposits against rental properties	
Mrs. Aruna Karusala	101.70
Mrs. Vijitha Gorrrpati	65.14
	166.84





SAI PARENTAL'S LIMITED
Notes to Consolidated Financial Statements for the year ended 31st March, 2024

35. Group Information

Name of subsidiary	As at 31st March, 2024	
	Total no of shares	Total shareholding as a % of no of shares/ Voting power held
Revat Laboratories Private Limited (w.e.f. 5th February, 2024)	53,31,560	100.00%
Rohini Solares Private Limited (w.e.f. 16th november, 2023)	11,55,000	51%
SP Analytics Private Limited	10,000	75%

Since this is the first year for the presentation and preparation of consolidated financial statements, disclosure for previous financial year is not required as per para 30 of AS-21 (Consolidated Financial Statements)

36 - Employee Benefits

(a) Defined contribution plans:

The Company makes Provident Fund contributions which are defined contribution plans, for qualifying employees. Under the schemes, the Company is required to contribute a specified percentage of the payroll costs to fund the benefits. The company recognised Rs. 29.17 Lakhs (Year ended March 31, 2024 Rs. 31.05 Lakhs) for Provident Fund contributions in the statement of profit and loss. The contributions payable to these plans by the company are at rates specified in the rules of the schemes. The obligation of the company is limited to the amount contributed and it has no further contractual nor any constructive obligation.

(b) Defined benefit plans:

Employee benefit Obligation: The Company has an obligation towards gratuity, a defined benefit retirement plan covering eligible employees. The plan provides for a lump sum payment to vested employees at retirement, death while in employment or on termination of employment of an amount equivalent to 15 days salary payable for each completed year of service. Vesting occurs upon completion of five years of service. The Company accounts for the liability for gratuity benefits payable in the future based on a year end actuarial valuation. Movement of defined benefit obligation: The amounts recognised in the balance sheet and the movements in the net defined benefit obligation over the year are as follows:

I Assumptions as at	Valuation Date 31st March, 2024
Mortality	standard table Assured
Discount Rate	Lives 2012-14(Ult)
Rate of increase in compensation	7.09%
Rate of return (expected) on plan assets	4%
Withdrawal rates (All ages)	0.00%
	3.00%
II Changes in present value of obligations	
PVO at beginning of period	8.61
Interest cost	1.65
Current Service Cost	6.80
Past Service Cost	-
Curtailement Cost / (Credit)	-
Settlement Cost / (Credit)	-
Benefits Paid	-
Actuarial (gain)/loss on obligation	(3.87)
PVO at end of period	13.19



III	Changes in fair value of plan assets	
	Fair Value of Plan Assets at beginning of period	-
	Acquisition Adjustments (OBD+Expenses etc.,)	-
	Expected Return on Plan Assets	-
	Contributions	-
	Benefit Paid	-
	Actuarial gain/(loss)	(2.67)
	Fair Value of Plan Assets at end of period	-
IV	Fair Value of Plan Assets	
	Fair Value of Plan Assets at beginning of period	-
	Acquisition Adjustments(OBD+Expenses etc.,)	-
	Actual Return on Plan Assets	-
	Contributions	-
	Benefit Paid	-
	Present Value of Assets as at the end	-
	Funded Status	(13.19)
V	Actuarial Gain/(Loss) Recognized	
	Actuarial Gain/(Loss) for the period (Obligation)	-
	Actuarial Gain/(Loss) for the period (Plan Assets)	-
	Total Gain/(Loss) for the period	-
	Actuarial Gain/(Loss) recognized for the period	(3.87)
	Unrecognized Actuarial Gain/(Loss) at end of period	-
VI	Amounts to be recognized in the Balance Sheet	
	PVO at end of period	13.19
	Fair Value of Plan Assets at end of period	-
	Funded Status	(13.19)
	Unrecognized Actuarial Gain/(Loss)	(3.87)
	Net Asset/(Liability) recognized in the balance sheet	(9.32)
VII	Expense recognized in the statement of P & L A/C	
	Past Service Cost	-
	Interest cost	1.65
	Current Service Cost	6.80
	Acquisition Adjustments(OBD+Expenses etc.,)	-
	Expected Return on Plan Assets	-
	Curtailement Cost / (Credit) ---- interest	-
	Settlement Cost / (Credit) --Benefits	-
	Net Actuarial (Gain)/Loss recognized for the period	-
	Expense recognized in the statement of P & L A/C	8.45
VIII	Schedule III Details	
	Current Liability	6.14
	Non-Current Liability	20.73



SAI PARENTERAL'S LIMITED
Notes to consolidated financial statements for the year ended 31st March,2024


37 - CORPORATE SOCIAL RESPONSIBILITY

a. As per Section 135 of the Companies Act,2013, amount required to be spent by the Company during the year ended 31st March,2024 is Rs. Nil (Previous Year Rs. 1.20 lakhs), computed at 2% of its average net profit for the immediately preceding three financial years on Corporate Social Responsibility (CSR).

b. Amount of expenditure incurred during the year on:

Particulars	(Rs.in Lakhs)			
	In Cash / bank		Yet to be paid in cash / bank	
	31-03-2024	31-03-2023	31-03-2024	31-03-2023
Construction / acquisition of any asset	-	-	-	-
On purposes other than above	-	1.20	-	-
TOTAL		1.20	-	-

c. Related party transaction in relation to corporate social responsibility: Rs. NIL (Previous Year Rs.NIL)



38. Additional regulatory information

- 38.1 Title deeds of Immovable Property not held in name of the Company:**
All the immovable properties are held in the name of the company
- 38.2 Revaluation of Property, Plant and Equipment**
No revaluation of the property, plant and equipment has been made during the year. Therefore, the above disclosure is not applicable.
- 38.3 Loans or Advances in the nature of loans**
The Company has not granted any loans or advances in the nature of loans to promoters, directors, KMPs and the related parties (as defined under Companies Act, 2013,) either severally or jointly with any other person, that are (a) repayable on demand or (b) without specifying any terms or period of
- 38.4 Capital-Work-in Progress (CWIP)**
The company does not have any Capital work in progress. Therefore, this disclosure is not applicable
- 38.5 Intangible assets under development:**
The company does not have any Intangible assets under development. Therefore, this disclosure is not applicable.
- 38.6 Details of Benami Property**
The company does not hold any benami property under the Benami Transactions (Prohibition) Act, 1988 (45 of 1988) and the rules made thereunder and therefore the above disclosure is not applicable.
- 38.7 Borrowings from banks and financial institutes**
The borrowings from banks on the basis of security of current assets are subject to reconciliation as per note 7.8
The company does not have any borrowings from the financial institutions on the basis of security of current assets
- 38.8 Willful Defaulter**
The company has not been declared a willful defaulter. Therefore this disclosure is not applicable.
- 38.9 Relationship with Struck off Companies**
The Company has not had any transactions with the struck off companies during the year.
- 38.10 Registration of charges or satisfaction with Registrar of Companies:**
There were no transactions yet to be registered or satisfied and pending beyond statutory period
- 38.11 Compliance with number of layers of companies**
The company does not have any subsidiary and therefore the compliance with reference to layers prescribed under clause (87) of section 2 of the Act read with Companies (Restriction on number of Layers) Rules, 2017 are not applicable


38.11 Ratio analysis:

(Rs. in Lakhs)

Ratio	Nominator/ Denominator	Year ended 31st March 2024		Year ended 31st March 2023		% Change
		Amount	%	Amount	%	
(a) Current Ratio	Current Assets	19,058.51		8,571.74	111.86	11.56%
	Current liabilities	15,272.51	124.79	7,663.23		
(b) Debt-Equity Ratio	Total Debt	11,878.56	159.38	6,854.69	217.76	-26.81%
	Shareholder's Equity	7,452.99		3,147.77		
(c) Debt Service Coverage Ratio	Net profit before tax + Depreciation+ Finance cost	2,590.50	236.31	1,458.68	295.36	-19.99%
	Interest and Principal	1,096.22		493.86		
(d) Return on Equity Ratio	Net profit after taxes-preference dividends	855.11	16.13	458.44	16.44	-1.86%
	Average shareholders' equity	5,300.38		2,788.76		
(e) Inventory turnover Ratio	Net Sales	15,376.09	610.19	9,679.48	1,157.61	-47.29%
	Average inventory	2,519.87		836.16		
(f) Trade Receivables turnover Ratio	Net Credit sale	15,376.09	163.34	9,679.48	208.52	-21.67%
	Average Accounts receivables	9,413.72		4,642.02		
(g) Trade payables turnover Ratio	Net Credit Purchase	9,751.92	290.47	6,749.49	346.87	-16.26%
	Average Trade Payables	3,357.25		1,945.83		
(h) Net capital turnover Ratio	Net Sales	15,376.09	655.07	9,679.48	11,647.99	-94.38%
	Average working capital	2,347.25		83.10		
(i) Net profit Ratio	Net Profit	2,371.06	15.42	1,206.57	12.47	23.71%
	Net Sales	15,376.09		9,679.48		
(j) Return on Capital employed	Earning before interest and taxes	2,371.06	20.94	1,206.57	21.07	-0.63%
	Capital employed	11,322.91		5,725.77		

Reasons/explanations difference for more than 25% over the previous year figures:

- 34.1
- (a) Not applicable as the difference is not more than 25%
 - (b) Due to additional increase in Share holders' Equity as compared to increase in debt.
 - (c) Due to more payment of Debt including Interest
 - (d) Not applicable as the difference is not more than 25%
 - (e) Due to Increase in average inventories
 - (f) Due to additional increase in Trade Receivables as compared to increase in turnover.
 - (g) Not applicable as the difference is not more than 25%
 - (h) Due to increase in average working capital as compared to sales
 - (i) Not applicable as the difference is not more than 25%
 - (j) Not applicable as the difference is not more than 25%



SAI PARENTERALS LIMITED

Notes to Consolidated Financial Statements for the year ended 31st March, 2024

39. Basis of Consolidation

- The financial statements of the Company and its subsidiary companies have been combined on a line-by-line basis, by adding together the book values of like-items of assets, liabilities, income and expenses, after eliminating intra-group balances and transactions as per Ind AS 27 "Consolidated and Separate Financial Statements".
- (i) The excess/deficit of cost to the Company of its investment over its portion of net worth in the consolidated entities at the respective dates, on which the investment in such entities was made, is recognised in the CFS as goodwill/capital reserve. Entities acquired during the year, if any have been consolidated from the respective dates of their acquisition.
 - (ii) As far as possible, the consolidated financial statements are prepared using uniform accounting policies for like transactions and other events in similar circumstances and are presented in the same manner as the Company's separate financial statements.
 - (iii) The consolidated financial statements (CFS) comprises the financial statements of Sai Parenterals Limited, its subsidiaries and associates.
 - (iv) Reference in these notes to Sai Parenterals Limited, Company, Parent Company, Companies or Group shall mean to include Parent company or any of its subsidiaries or associates unless otherwise stated.
 - (v) The notes including significant policies to the CFS are intended to serve as a guide for better understanding of the Group's position. In this respect, the Company has disclosed such notes and policies which represent the required disclosure.

Name of subsidiaries

Revat Laboratories Private Limited
Rohini Solares Private Limited
SP Analytics Private Limited

40. Additional Information, as required under Schedule III to the Companies Act, 2013, of enterprises consolidated as Subsidiaries/Associates.

Name of entity	Net assets i.e., total assets minus total liabilities		Share in profit/loss	
	Amount (INR lakhs)	As a % of net consolidated	Amount (INR lakhs)	As a % of net consolidated assets
Parent	7808.107973	92.56%	716.4640571	89.46%
Subsidiaries				
Revat Laboratories Private Limited	35.74367439	0.42%	233.8065238	29.20%
Rohini Solares Private Limited	-398.1817693	4.72%	-48.38718973	6.04%
SP Analytics Private Limited	7.293675	0.09%	-0.212325	0.03%
Minority Interest	186.064427	2.21%		
Total	7639.028	100%	901.671	125%

41. Segment Reporting

The Company's Performance are not separately evaluated by the the Board of Directors, which are considered as the Chief Operating Decision Maker (CODM) and hence the total business needs to be treated as one operating segment only.

42. Compliance with approved Scheme(s) of Arrangements


There were no schemes or arrangements approved by the Competent Authority in terms of sections 230 to 237 of the Companies Act, 2013, for the company during the year. Therefore this disclosure is not applicable.

43. Utilisation of Borrowed funds and share premium:

(A) The Company and its subsidiaries has not advanced or loaned or invested (either from borrowed funds or share premium or any other sources or kind of funds) any funds to or in any other person or entity, including foreign entities ("Intermediaries"), with the understanding, whether recorded in writing or otherwise, that the Intermediary shall, whether, directly or indirectly lend or invest in other persons or entities identified in any manner whatsoever by or on behalf of the company ("Ultimate Beneficiaries") or provide any guarantee, security or the like on behalf of the Ultimate Beneficiaries;

(B) The Company and its subsidiaries has not received any funds from any person or entity, including foreign entities ("Funding Parties"), with the understanding, whether recorded in writing or otherwise, that the company shall, whether, directly or indirectly, lend or invest in other persons or entities identified in any manner whatsoever by or on behalf of the Funding Party ("Ultimate Beneficiaries") or provide any guarantee, security or the like on behalf of the Ultimate Beneficiaries;

(C) The Company has not declared or paid any dividend during the year under audit.



44. Undisclosed income:

The Company and its subsidiaries has not surrendered or disclosed any income during the year in the tax assessments under the Income Tax Act, 1961 (such as, search or survey or any other relevant provisions of the Income Tax Act, 1961). Therefore, the above disclosure is not applicable.

45. Details of Crypto Currency or Virtual Currency

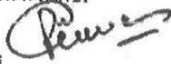
The Company and its subsidiaries has not traded or invested in Crypto currency or Virtual Currency during the financial year. Therefore this disclosure is not applicable.

46. The previous years figures have been regrouped reclassified and recast wherever considered necessary.


In terms of our report of even date.

For **R. Kabra & Co. LLP**
Chartered Accountants
FRN No. 104502W/W100721

Prakash Tekwani
Partner
Membership No. 108681
UDIN :24108681BKGWIE6219
Place: Mumbai
Date:



For and on behalf of the Board of Directors
of **Sai Parenteral'S Ltd**



K Anil Kumar
Director
DIN:01866646

Place: Hyderabad
Date:



G Vijitha
Director
DIN:03492979

